



What Are Plants?



HOUGHTON MIFFLIN HARCOURT

PHOTOGRAPHY CREDITS: 2 (c) ©Oleg Znamenskiy/Fotolia; 3 (c) ©Artville/Getty Images; 3 (r) ©Artville/Getty Images; 4 (l) Leaves: © PhotoDisc/Getty Images; 4 (c) Artville/Getty Images; 4 (r) ©James and James/Getty Images; 6 (l) ©Ocean/Corbis; 6 (c) ©Scott Camazine/Alamy Images; 6 (r) ©Wataru Yanagida/Digital Vision/Getty Images; 6 (c) ©John Kaprielian/Science Source; 7 (l) ©Per Magnus Persson/Johnér Images/Corbis; 7 (c) ©Ocean/Corbis; 7 (r) ©Simone Mueller/The Image Bank/Getty Images

Copyright © by Houghton Mifflin Harcourt Publishing Company

All rights reserved. No part of this work may be reproduced or transmitted in any form or by any means, electronic or mechanical, including photocopying or recording, or by any information storage and retrieval system, without the prior written permission of the copyright owner unless such copying is expressly permitted by federal copyright law. Requests for permission to make copies of any part of the work should be addressed to Houghton Mifflin Harcourt Publishing Company, Attn: Contracts, Copyrights, and Licensing, 9400 Southpark Center Loop, Orlando, Florida 32819-8647.

Printed in the U.S.A.

ISBN: 978-0-544-07096-7

1 2 3 4 5 6 7 8 9 10 XXXX 21 20 19 18 17 16 15 14 13 12
4500000000 A B C D E F G



If you have received these materials as examination copies free of charge, Houghton Mifflin Harcourt Publishing Company retains title to the materials and they may not be resold. Resale of examination copies is strictly prohibited.

Possession of this publication in print format does not entitle users to convert this publication, or any portion of it, into electronic format.






plants

tree

shrub

A plant is a living thing.



A plant has these parts.



wide

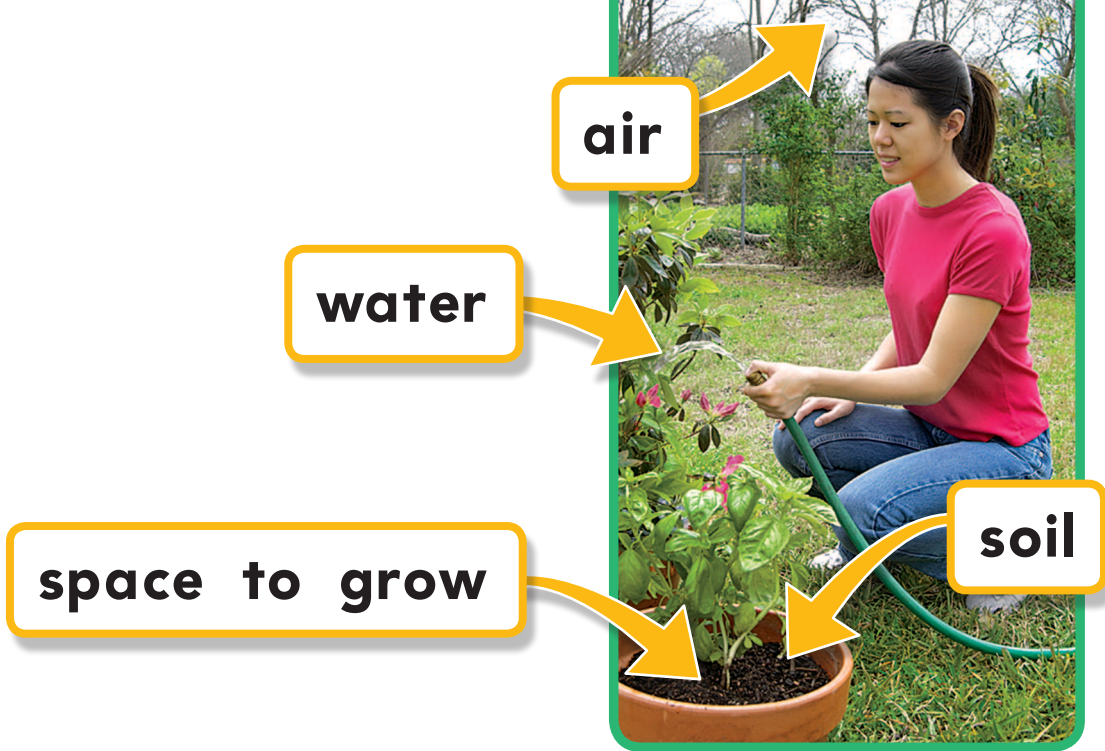


thin



round

Leaves have different shapes and sizes.



A plant needs these things to grow.



**adult
plant**



seed



sprout

seedling



An adult plant makes seeds.



**new
plant**



**growing
plant**



**adult
plant**

The seed may grow into a new plant.

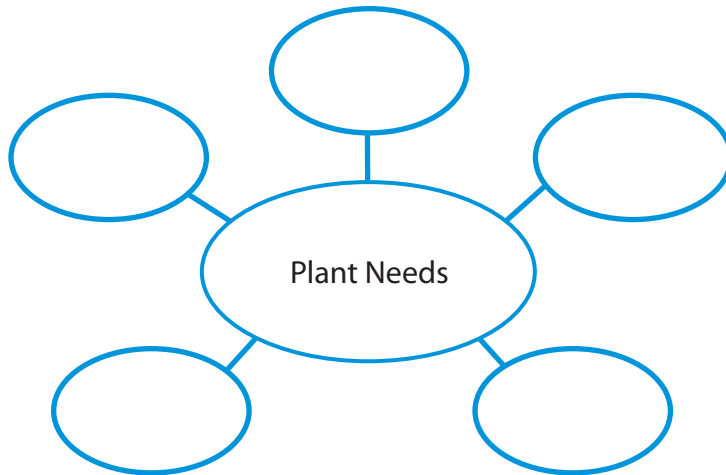
Responding

Identify Plant Parts

Bring a potted plant into the classroom. Have pairs of children observe the plant and identify its roots, stem, leaves, and other visible parts.

Make a Word Web

Read the words in the web below with children. Then have them copy the web. Ask them to use the vocabulary words to complete the web.



Vocabulary

adult plant	seeds
air	shrub
flower	soil
fruit	space to grow
leaf	sprout
light	stem
roots	tree
seedling	



Available online and
for tablet devices

thinkcentral.com

 HOUGHTON
MIFFLIN
HARCOURT



1535841-GK Red 10