



**How Can We
Describe
Weather and
Seasons?**



HOUGHTON MIFFLIN HARCOURT

PHOTOGRAPHY CREDITS: (c) ©Superstock; 2 (r) ©Ellen McKnight/Alamy Images; 2 (l) ©Superstock; 3 (l) ©silvan/Flickr Open/Getty Images; 3 (c) ©tinderstick/Alamy Images; 3 (r) ©imagebroker/Alamy; 5 (c) ©Stephen St. John/National Geographic/Getty Images; 6 (c) © willy matheisl/Alamy; 7 (r) ©Blend Images/Alamy Images

Copyright © by Houghton Mifflin Harcourt Publishing Company

All rights reserved. No part of this work may be reproduced or transmitted in any form or by any means, electronic or mechanical, including photocopying or recording, or by any information storage and retrieval system, without the prior written permission of the copyright owner unless such copying is expressly permitted by federal copyright law. Requests for permission to make copies of any part of the work should be addressed to Houghton Mifflin Harcourt Publishing Company, Attn: Contracts, Copyrights, and Licensing, 9400 Southpark Center Loop, Orlando, Florida 32819-8647.

Printed in the U.S.A.

ISBN: 978-0-544-07093-6

1 2 3 4 5 6 7 8 9 10 XXXX 21 20 19 18 17 16 15 14 13 12
4500000000 A B C D E F G



If you have received these materials as examination copies free of charge, Houghton Mifflin Harcourt Publishing Company retains title to the materials and they may not be resold. Resale of examination copies is strictly prohibited.

Possession of this publication in print format does not entitle users to convert this publication, or any portion of it, into electronic format.



HOUGHTON MIFFLIN HARCOURT

windy weather



snowy weather

We can look outside.

sunny



Monday

cloudy




Tuesday

rainy



Wednesday

Weather can change from day to day.



a little moving air


not windy



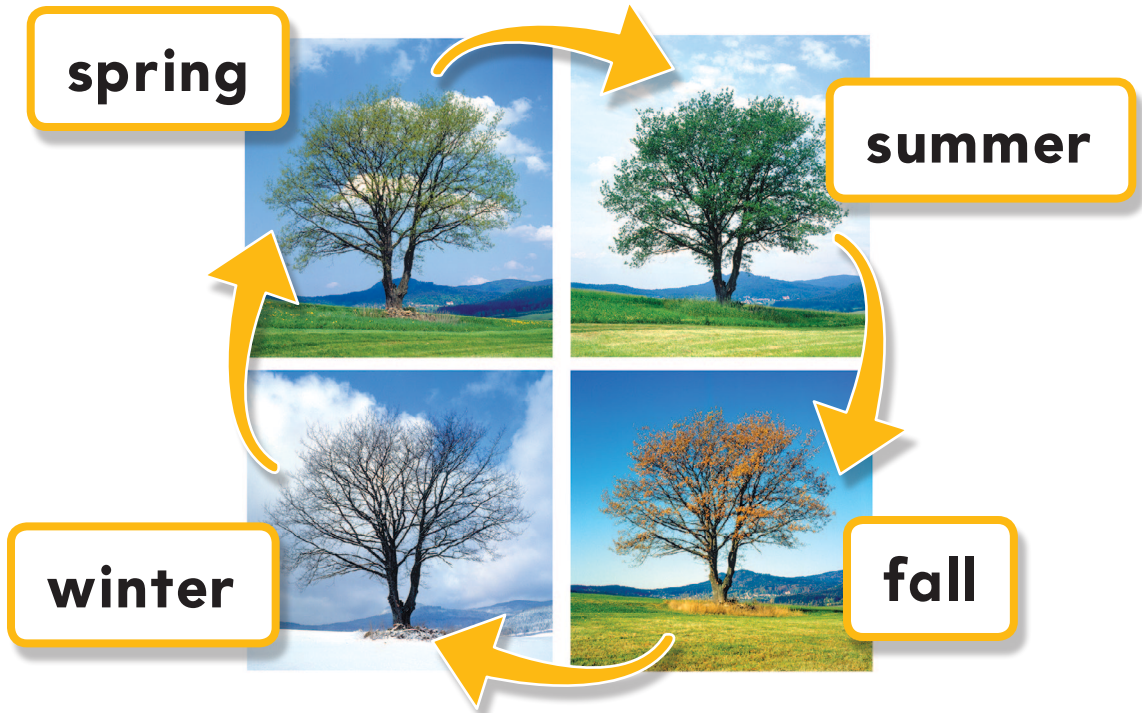
windy

lots of moving air

A windsock can tell us about the wind.



We use a thermometer to find out about the air.



The seasons happen in the same order each year.

cold winter air

The seasons can have different weather.

Responding

Observe and Describe Weather

Have partners observe and draw a picture to represent the weather on two consecutive days. Guide them to use weather words to talk about their pictures. Discuss any weather changes that occurred.

Sequence the Seasons

To help reinforce the repeating pattern of seasons, make several copies of the words *spring*, *summer*, *winter*, and *fall* for each child. Guide children in reading the words. Ask them to draw a picture on each word card to represent that season. Then help them begin the pattern of seasons by ordering the words (*spring*, *summer*, *winter*, *fall*). Have children use their word cards to continue the pattern. Have them say the names of the seasons as they extend the pattern.

Vocabulary

cloudy	sunny
fall	thermometer
rainy	weather
snowy	windsock
spring	windy
summer	winter



Available online and
for tablet devices

thinkcentral.com

 HOUGHTON
MIFFLIN
HARCOURT



1535838-GK Red 7