



**Day,
Month,
Year**

Photo Credits: Cover: James Randklev/Corbis; All illustrations © Harcourt.

All other images © Harcourt

If you have received these materials as examination copies free of charge, Harcourt School Publishers retains title to the materials and they may not be resold. Resale of examination copies is strictly prohibited and is illegal.

Possession of this publication in print format does not entitle users to convert this publication, or any portion of it, into electronic format.



Copyright © by Harcourt, Inc.

All rights reserved. No part of this publication may be reproduced or transmitted in any form or by any means, electronic or mechanical, including photocopy, recording, or any information storage and retrieval system, without permission in writing from the publisher.

Requests for permission to make copies of any part of the work should be addressed to School Permissions and Copyrights, Harcourt, Inc., 6277 Sea Harbor Drive, Orlando, Florida 32887-6777. Fax: 407-345-2418.

HARCOURT and the Harcourt Logo are trademarks of Harcourt, Inc., registered in the United States of America and/or other jurisdictions.

Printed in Mexico

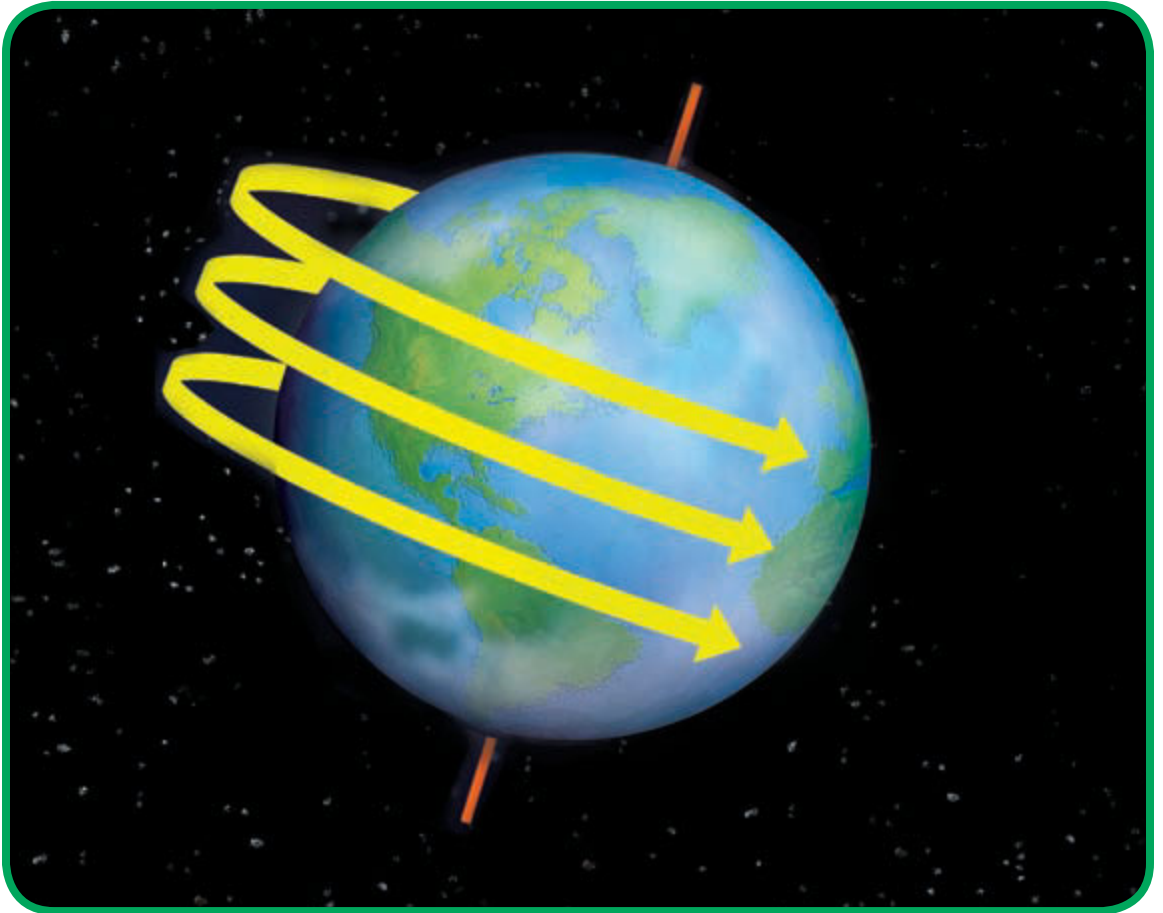
ISBN-13: 978-0-15-365336-0

ISBN-10: 0-15-365336-1

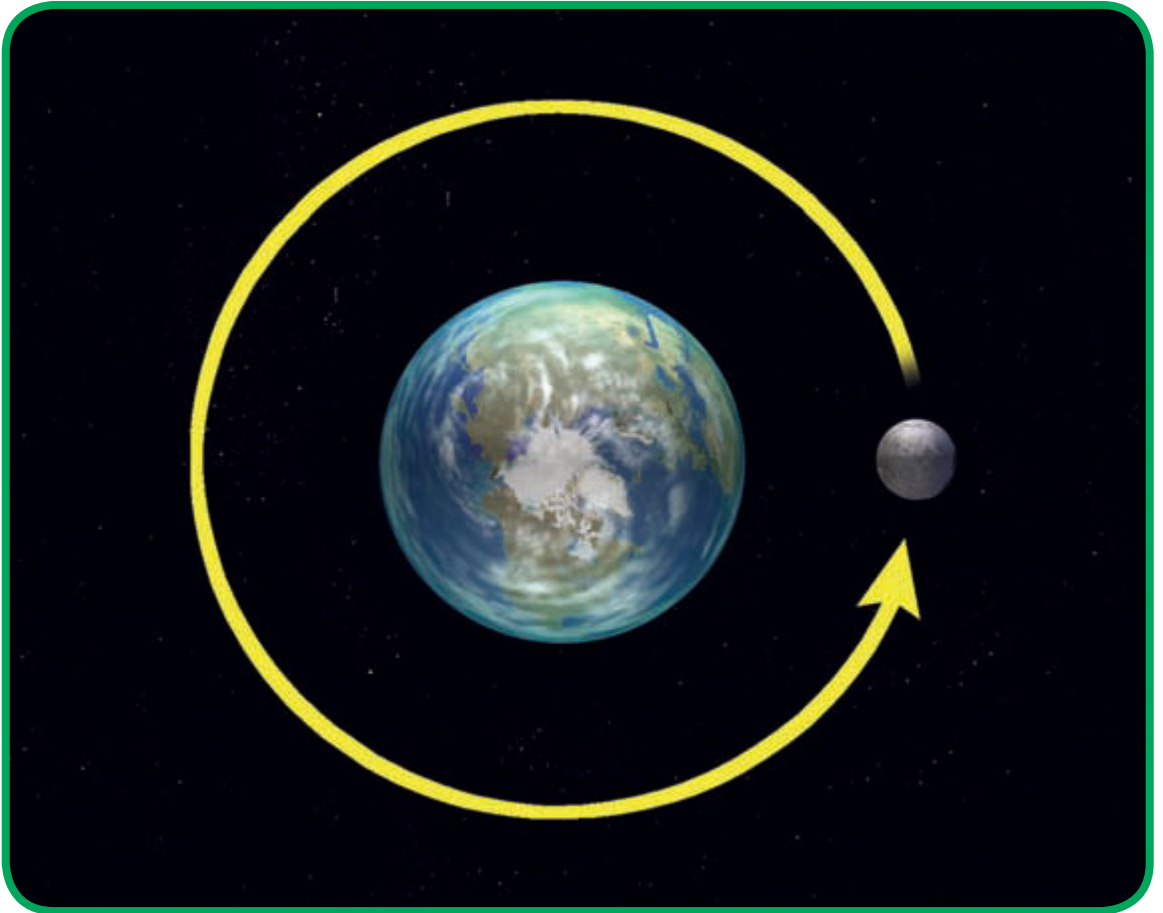
2 3 4 5 6 7 8 9 10 126 16 15 14 13 12 11 10 09 08




Visit *The Learning Site!*
www.harcourtschool.com




- Earth turns around in a circle.
It takes one day.



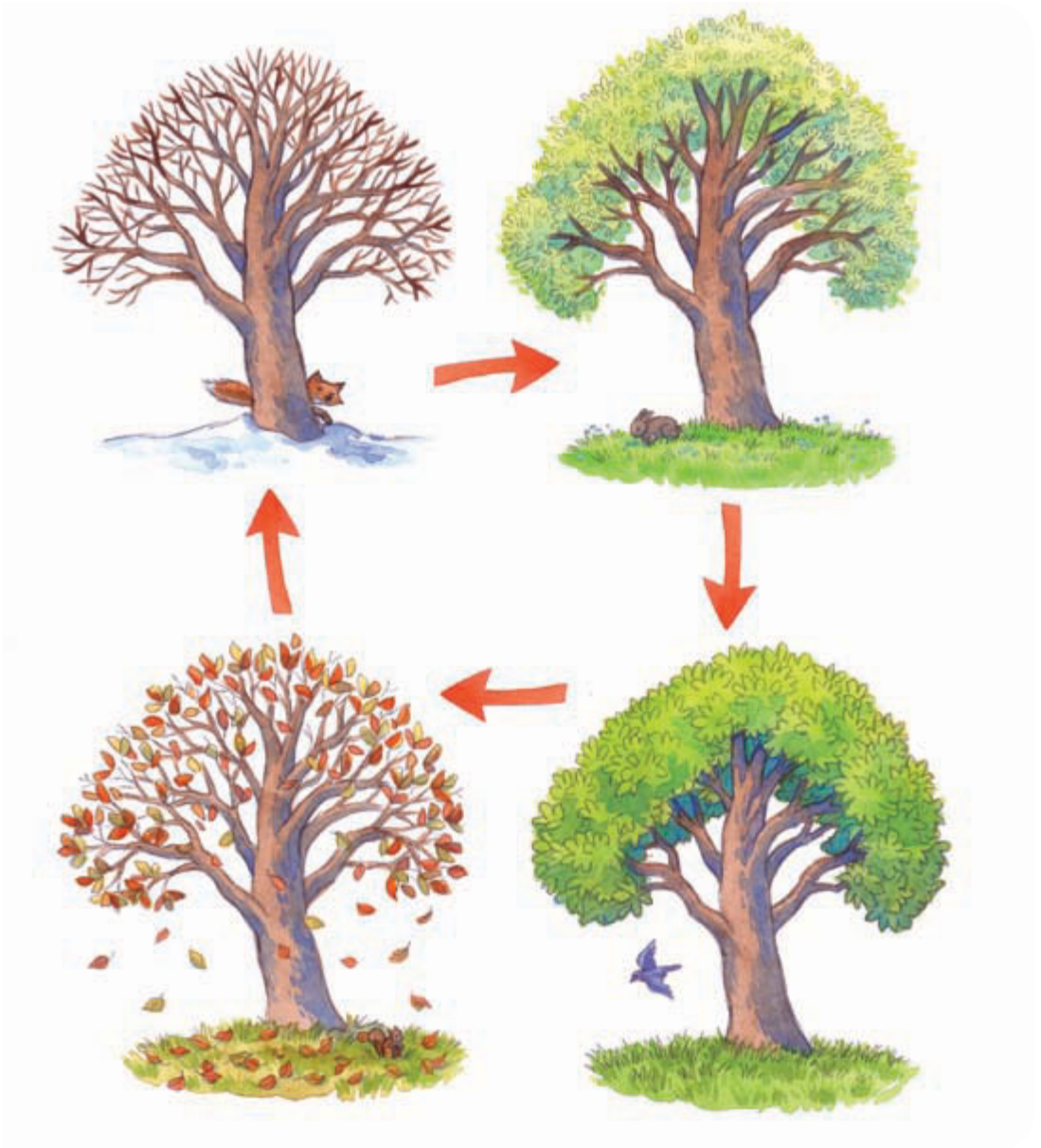
- ▶ The moon moves around Earth.
It takes one month.




- 🔊 Earth moves around the sun.
It takes one year.



🔊 A year has four seasons.
The seasons make a pattern.



After every winter comes spring.
Then come summer and fall.



It can be summer where you live.
It is winter in other places.



It can be spring where you live.
It is fall in other places.



School-Home Connection

Favorite Season Ask your child what his or her favorite season is. Invite your child to draw a picture and write a sentence about it.



Hands-On Activity

Make a Calendar Help your child make a calendar page for one month. Show the child how to label the month and the days of the week across the top of the calendar. Help him or her write the appropriate numbers in the boxes that represent the days. Help your child make notations of any birthdays, holidays, or other important days that occur during the month.

GRADE K

Book 6

WORD COUNT

74

GENRE

Expository Nonfiction

LEVEL

See TG or go Online



Harcourt Leveled
Readers Online Database
www.eharcourtschool.com

ISBN-13: 978-0-15-365336-0

ISBN-10: 0-15-365336-1



9 780153 653360