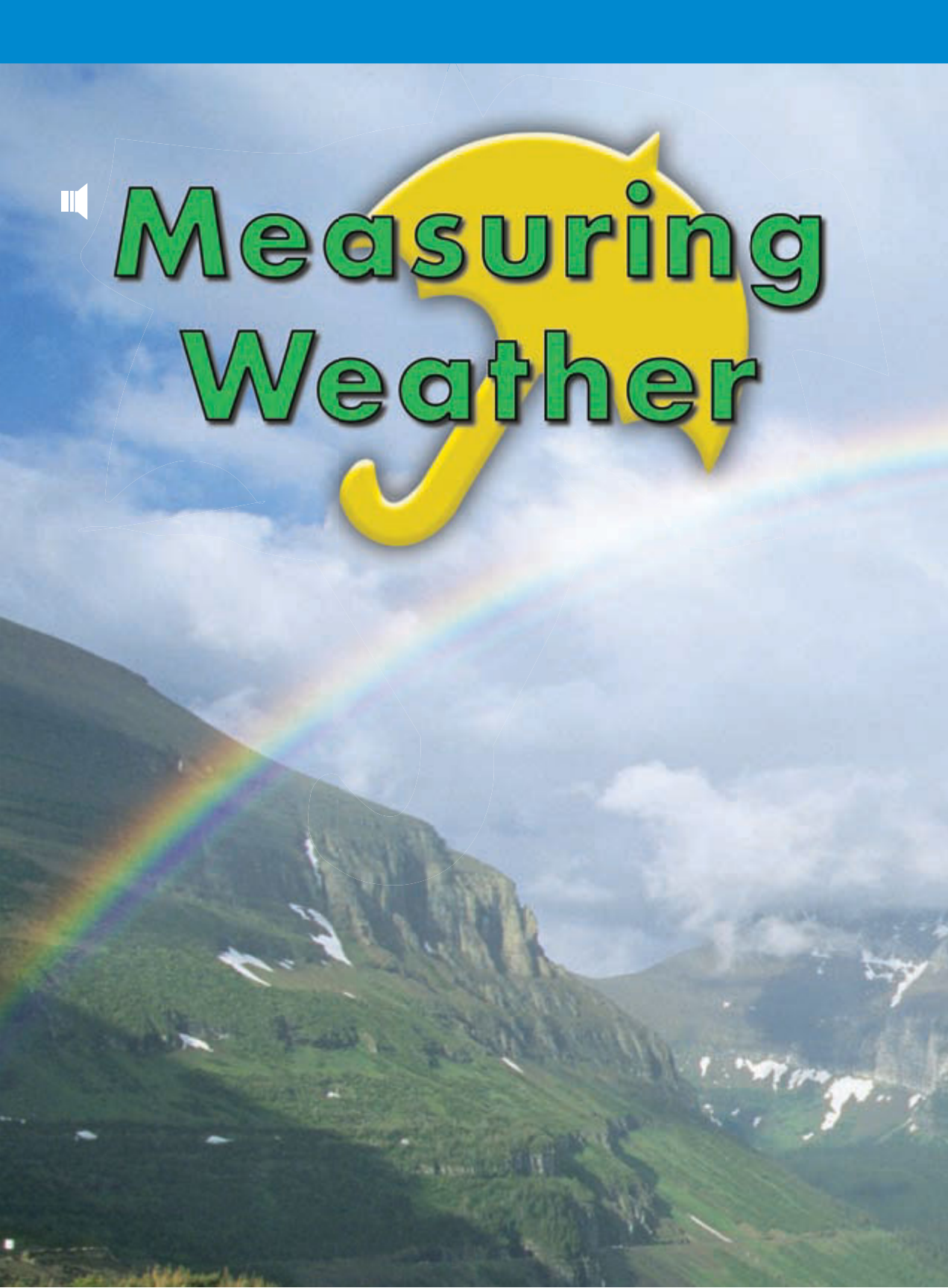




# Measuring Weather



**Photo Credits:** Cover: Michael Deyoung/Age Fotostock; Title Page: Michael Deyoung/Age Fotostock; 2 (b) William Manning/Corbis, (bg) Leng/Leng/Corbis; 3 (b) Mark Polott/Index Stock Imagery RF/Photolibrary, (t) Craig Tuttle/Corbis; 4 (tr) Ben Blankenburg/Corbis; 7 Michael S. Yamashita/Corbis.

If you have received these materials as examination copies free of charge, Harcourt School Publishers retains title to the materials and they may not be resold. Resale of examination copies is strictly prohibited and is illegal.

Possession of this publication in print format does not entitle users to convert this publication, or any portion of it, into electronic format.



# Measuring Weather

Copyright © by Harcourt, Inc.

All rights reserved. No part of this publication may be reproduced or transmitted in any form or by any means, electronic or mechanical, including photocopy, recording, or any information storage and retrieval system, without permission in writing from the publisher.

Requests for permission to make copies of any part of the work should be addressed to School Permissions and Copyrights, Harcourt, Inc., 6277 Sea Harbor Drive, Orlando, Florida 32887-6777. Fax: 407-345-2418.

HARCOURT and the Harcourt Logo are trademarks of Harcourt, Inc., registered in the United States of America and/or other jurisdictions.

Printed in China

ISBN-13: 978-0-15-363641-7

ISBN-10: 0-15-363641-6

5 6 7 8 9 10 0940 16 15 14 13 12 11 10 09

 **Harcourt**  
SCHOOL PUBLISHERS

Visit *The Learning Site!*  
[www.harcourtschool.com](http://www.harcourtschool.com)




windy

sunny

It may be sunny or windy.



rainy




snowy

It may be rainy or snowy.



🔊 You can dress for the weather.



thermometer

🔊 This tool shows how warm the air is.



🔊 This tool shows how much rain falls.





 windsocks

 You can tell which way wind blows.



🔊 We can keep track of weather.



## **School Home Connection**

Ask your child to think of words to describe the day's weather. Have your child draw a picture and write a sentence using some of the describing words.

## **Hands-On Activity**

Help your child use the Internet to find instructions to make a simple windsock. Help him or her make the windsock. Go outside with your child and help him or her determine from which direction the wind is coming.

**GRADE K**

Book 5

**WORD COUNT**

46

**GENRE**

Expository Nonfiction

**LEVEL**

See TG or go Online



Harcourt Leveled  
Readers Online Database  
[www.eharcourtschool.com](http://www.eharcourtschool.com)

ISBN 978-0-15-363641-7

ISBN 0-15-363641-6

